


WASCO

SWITCHES & SENSORS

P6 AUTOMATIC RESET SWITCH SERIES

P6 automatic reset switches will change the state of the electrical poles (cut-in/cut-out) when the pressure crosses the actuation point (setpoint). The electrical state will return to the previous state when the pressure crosses the reset point. These switches do not need human interaction to operate.



P6 SERIES FEATURES

The P6 automatic reset switch series features an all stainless steel diaphragm and brass fitting or stainless steel fitting.

TYPICAL APPLICATIONS

- Fire Suppression Systems
- Factory Automation Systems
- Medical Equipment
- Refrigeration Systems
- HVAC Control
- Gas Generation Systems

P6 SERIES PERFORMANCE CHART

Set Point Range	0 - 1000*
Operating Pressure	0 - 1200*
Proof Pressure	Operating Pressure x 1.5

All measurements = PSIG
* Higher ranges available

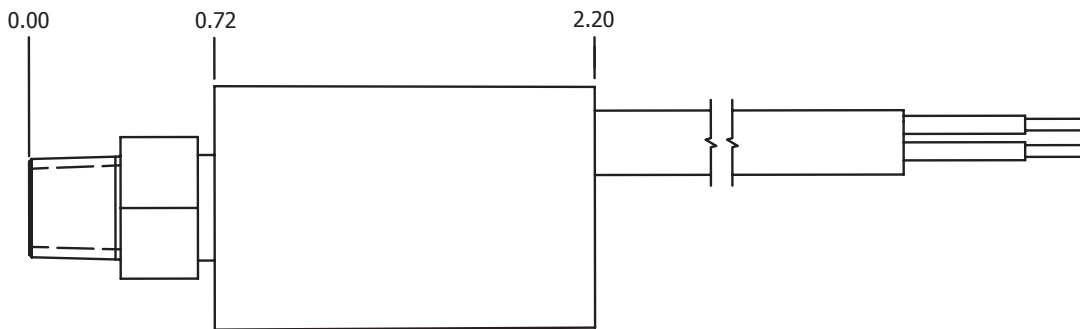
MATERIAL SPECS

Fitting	Brass or 300 Series SS
Diaphragm	SS
Body	Thermoplastic Engineered Polymer (PBT)

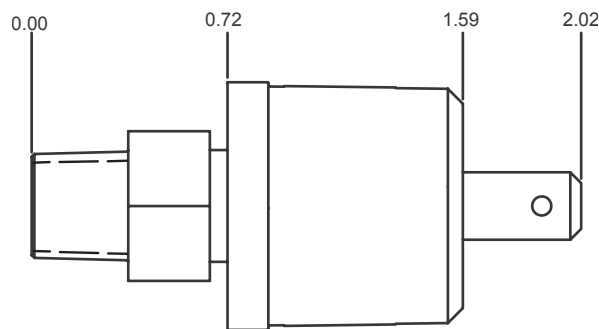
TECHNICAL SPECS

Ingress Protection	IP65
Leak Rate	$\leq 1 \times 10^{-3}$ cc/min
Electrical Rating	DC 36V 6A AC 240V 6A

PRODUCT DIMENSIONS



Typical P6 with 1/4" NPT and jacketed wire leads (other configurations available)



Typical P6 with 1/4" NPT and blade terminals (other configurations available)

We understand how difficult the specifying process is, but we believe it shouldn't be so confusing. Wasco has specified over 6000 unique pressure sensors for thousands of customers since 1963. **Find your solution today by filling out our [worksheet](#).**



SCAN ME

*Information contained in this document is for reference only.

Actual product specifications will be provided on an engineering drawing.

Released August, 2023